

COPE® QUICK SHIP PROGRAM



3233 W Hunting Park Avenue, Philadelphia PA 19132-1845
 (800) 79-ROYAL (215) 221-1200 fax (215) 221-1201
 advisors@royalelectric.com www.royalelectric.com

WE GET IT
 24/7 Emergency Material Access

Getting your project back on track.



A PART OF **atkore**
 INTERNATIONAL

The Cope Quick Ship program is designed to ship our most popular cable tray straights and fittings **SAME DAY/NEXT DAY!**

The items below are in stock at our **PHILADELPHIA** facility.

PHILADELPHIA

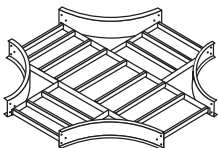
Ladder Straights NEMA



12B 12' Long 9" Rung Spacing

- 1B48-06SL-12-09
- 1B48-12SL-12-09
- 1B48-18SL-12-09
- 1B48-24SL-12-09

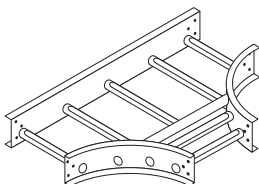
Horizontal Cross



12" Radius

- 248-06FC-12
- 248-12FC-12
- 248-18FC-12
- 248-24FC-12

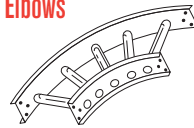
Horizontal Tee



12" Radius

- 248-06FT-12
- 248-12FT-12
- 248-18FT-12
- 248-24FT-12

90° Horizontal Elbows



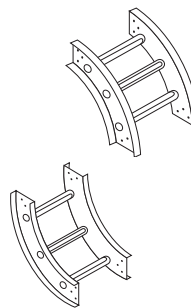
12" Radius

- 248-069F-12
- 248-129F-12
- 248-189F-12
- 248-249F-12

24" Radius

- 248-069F-24
- 248-129F-24
- 248-189F-24
- 248-249F-24

90° Inside/Outside Vertical Elbows



12" Radius

- 248-069I-12
- 248-129I-12
- 248-189I-12
- 248-249I-12
- 248-069O-12
- 248-129O-12
- 248-189O-12
- 248-249O-12

24" Radius

- 248-069I-24
- 248-129I-24
- 248-189I-24
- 248-249I-24
- 248-069O-24
- 248-129O-24
- 248-189O-24
- 248-249O-24

NOTE NEMA 12B Ladder Tray System

- 1B48 System
- 248 Fittings
- 5-1/4" Side Rail
- 4" Load Depth