

## Features

- High-quality 316L stainless steel: superior abrasion, corrosion, chemical, and UV resistance for outdoor applications
- Good resistance to vibration and fatigue
- Full application range: 16 to 70 mm<sup>2</sup> section with 150 to 1100 mm length
- Quick and easy to install. No additional cutting, stripping, crimping and punching needed
- Material savings: No additional lugs or terminals needed
- Great for expansion joints where constant movement requires a flexible and indestructible covering
- Won't rust or discolor, so the appearance will never fade or change
- UL® Listed UL467 - grounding and bonding equipment for US and Canada
- RoHS Compliant
- IEC 60439.1 & 61439.1

# Earth/Ground Stainless Steel Braids (CPI)

Ready-to-use stainless steel braids for multiple applications



ERICO developed and manufactures a range of earth/ground stainless steel braids. These high-quality 316L stainless steel braids can be installed in extremely corrosive environments, like offshore applications or coastal applications. The CPI braid is ideal for applications using stainless steel pipe or tanks, like the food and beverage industry, building industry, transportation, oil and chemical industry.

ERICO offers 316L stainless steel, one of the highest resistant stainless steel options on the market. ERICO has mastered the process of manufacturing stainless steel for braiding, crimping, cutting or punching and offers a full range of ready-to-use stainless steel braids.



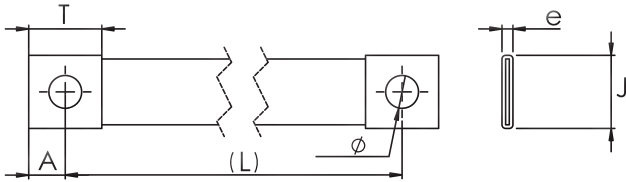
**ROYAL ELECTRIC SUPPLY  
COMPANY**



3233 W Hunting Park Avenue, Philadelphia PA 19132-1845  
(800) 79-ROYAL (215) 221-1200 fax (215) 221-1201  
advisors@royalelectric.com www.royalelectric.com

**WE GET IT**  
24/7 Emergency Material Access

# Earth/Ground Stainless Steel Braids (CPI)

Ready-to-use stainless steel braids for multiple applications



Part Number	Description	Section mm <sup>2</sup>	L mm	Ø mm	J mm	A mm	T mm	e mm		 Kg
554277	CPI 16-150-8	16	150	8,5	17,5	10	20	3	10	0,031
554278	CPI 16-200-8	16	200	8,5	17,5	10	20	3	10	0,037
554279	CPI 16-250-8	16	250	8,5	17,5	10	20	3	10	0,043
554280	CPI 16-300-8	16	300	8,5	17,5	10	20	3	10	0,050
554282	CPI 16-400-8	16	400	8,5	17,5	10	20	3	10	0,062
554286	CPI 16-600-8	16	600	8,5	17,5	10	20	3	10	0,087
554299	CPI 25-150-10	25	150	10,5	26,5	15	30	3,5	10	0,058
554300	CPI 25-200-10	25	200	10,5	26,5	15	30	3,5	10	0,068
554301	CPI 25-250-10	25	250	10,5	26,5	15	30	3,5	10	0,078
554302	CPI 25-300-10	25	300	10,5	26,5	15	30	3,5	10	0,088
554304	CPI 25-400-10	25	400	10,5	26,5	15	30	3,5	10	0,108
554308	CPI 25-600-10	25	600	10,5	26,5	15	30	3,5	10	0,147
554321	CPI 35-150-12	35	150	13	26,5	15	30	4	10	0,071
554322	CPI 35-200-12	35	200	13	26,5	15	30	4	10	0,085
554323	CPI 35-250-12	35	250	13	26,5	15	30	4	10	0,099
554324	CPI 35-300-12	35	300	13	26,5	15	30	4	10	0,112
554326	CPI 35-400-12	35	400	13	26,5	15	30	4	10	0,140
554330	CPI 35-600-12	35	600	13	26,5	15	30	4	10	0,195
554343	CPI 50-150-12	50	150	13	30	15	30	5	10	0,111
554344	CPI 50-200-12	50	200	13	30	15	30	5	10	0,130
554345	CPI 50-250-12	50	250	13	30	15	30	5	10	0,150
554346	CPI 50-300-12	50	300	13	30	15	30	5	10	0,170
554348	CPI 50-400-12	50	400	13	30	15	30	5	10	0,209
554352	CPI 50-600-12	50	600	13	30	15	30	5	10	0,288
554365	CPI 70-150-12	70	150	13	30	15	30	5,8	10	0,139
554366	CPI 70-200-12	70	200	13	30	15	30	5,8	10	0,167
554367	CPI 70-250-12	70	250	13	30	15	30	5,8	10	0,194
554368	CPI 70-300-12	70	300	13	30	15	30	5,8	10	0,222
554370	CPI 70-400-12	70	400	13	30	15	30	5,8	10	0,277
554374	CPI 70-600-12	70	600	13	30	15	30	5,8	10	0,388
554378	CPI 70-800-12	70	800	13	30	15	30	5,8	10	0,498
554384	CPI 70-1100-12	70	1100	13	30	15	30	5,8	10	0,664



**ROYAL ELECTRIC SUPPLY  
COMPANY**

3233 W Hunting Park Avenue, Philadelphia PA 19132-1845  
 (800) 79-ROYAL (215) 221-1200 fax (215) 221-1201  
 advisors@royalelectric.com www.royalelectric.com

**WE GET IT**  
 24/7 Emergency Material Access